

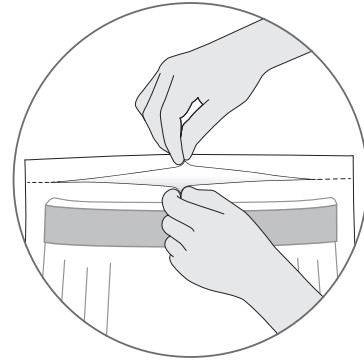
Crosstex™ Disposable Face Shields

REF GCSS / GCSSB / GCSS9 / GCSS9B

INSTRUCTIONS FOR USE

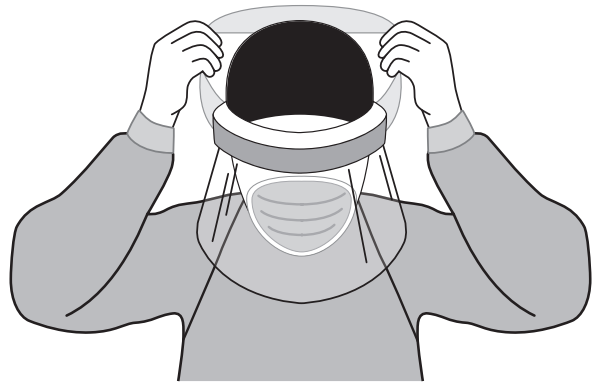
How to Properly Wear Your Face Shield:

1. Open package and gently remove face shield.
2. Place foam front headband against forehead.
3. Adjust and secure elastic headband around back of head such that there is coverage of the eyes, nose and mouth.

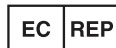


CAUTIONS AND LIMITATIONS

Do not autoclave. Face shields are intended for single-use and have not been validated for performance or disinfection for re-use.



Crosstex International, Inc., a Cantel Medical Company
6789 W. Henrietta Road, Rush, NY 14543 USA
585.359.0130 | 631.582.6777 | www.crosstex.com



MDSS GmbH
Schiffgraben 41
30175 Hannover, Germany



Not made with natural rubber latex.

Made in USA

GCSS-IFU-EN / REV A - 10/2020

All product names are trademarks of Crosstex International, Inc., a Cantel Medical Company, its affiliates or related companies, unless otherwise noted.
©2020 Crosstex International, Inc. All rights reserved.