





Crosstex™ Isolator™ Molded Surgical N95 Respirator

REF GMLRESP

INSTRUCTIONS FOR USE



1. Hold the respirator in hand with nosepiece at your fingertips, allowing the headbands to hang freely below your hand.
2. Press the respirator firmly against your face with the nosepiece on the bridge of your nose.
3. Stretch and position the top band high on the back of your head. Stretch the bottom band over the head and position it below your ears.
4. Using both hands, mold the metal nosepiece to the shape of your nose.
5. Perform a seal check by gently cupping both hands around the respirator, then exhale sharply to see if you sense or detect any leaks. If leaks are detected, reposition the respirator and/or adjust the straps. If leaks are still detected, then do not enter contaminated area and seek supervisor for further instructions.
6. Remember, careful observance of these fitting instructions is an important step in safe respirator use.

NOTE: Before occupational use of this respirator a written respiratory protection program must be implemented meeting all the local government requirements. In the United States employers must comply with OSHA 29 CFR 1910.134 which includes medical evaluation, training, and fit testing.

NOTE: Before issuing any respirator to be worn, fit test should be performed.

Warnings:

Read and understand before use.

A properly selected respirator is essential to protect your health. Before using this or any product consult an Industrial Hygienist or Occupational Safety Professional to determine its suitability for your intended use. This product will not protect against gases or vapors. Do not use in spray paint operations. Do not use in or around sand blasting operations. Do not use for protection against asbestos. This product does not supply oxygen. Use this respirator in a well-ventilated area containing sufficient oxygen to support life. Do not use when concentrations of contaminants are unknown or immediately dangerous to life. Leave work area immediately if:

a) Breathing becomes difficult, or b) Dizziness or other signs of distress occur. If user has any illness or disorders, consult a licensed medical doctor to determine suitability of use. Facial hair and certain facial characteristics may prohibit effective use of this product. Use only in accordance with instructions, labels and limitations relating to this product. Do not alter or modify this product in any way. Follow the manufacturer's instructions for fitting the respirator to the face.

CROSSTEX

Distributed by: Crosstex International, Inc.
6789 W. Henrietta Road, Rush, NY 14543 USA
585.359.0130 | 631.582.6777 | crosstex.com

Made in USA

GMLRESP-IFU-EN / REV A - 03/2022

All company and product names are trademarks of Hu-Friedy Mfg. Co., LLC, its affiliates or related companies, unless otherwise noted.

©2022 Hu-Friedy Mfg. Co., LLC. All rights reserved.



Not tested for reprocessing.