

# Edge-Ease™ X-Ray Comfort Cushions


Large | Blue **REF** BWEEB / Small | White **REF** BWEEW

## INSTRUCTIONS FOR USE


- **Large | Blue: Fits long edge of size 2 film and sensors**
- **Small | White: Fits short edge of size 1-2 film size and all 0-1 sensors**

*Photos used in demonstration are Edge-Ease™ X-Ray Comfort Cushions Large, Blue.*


- 1** Open the top of the box and remove the bag.
- 2** Punch out and remove the slot at the front of the box.
- 3** Feed the roll of Edge-Ease™ X-Ray Comfort Cushions through the slot.



Peel off the Edge-Ease™ X-Ray Comfort Cushion from the liner.



Place the comfort cushion on the center of the film or around the sensor in the barrier.



Fold in the corners and take images.

**CROSSTEX**  
A CANTREL MEDICAL COMPANY  
 Crosstex International, Inc., a Cantrel Medical Company  
 6789 W. Henrietta Road, Rush, NY 14543 USA  
 585.359.0130 | 631.582.6777 | crosstex.com

**EC REP** MDSS GmbH  
 Schiffgraben 41  
 30175 Hannover, Germany **CE**

**MD**

Not made with natural rubber latex.

Made in USA  
 BWEE-IFU-EN / REV B - 04/2021  
 All product names are trademarks of Crosstex International, Inc., a Cantrel Medical Company, its affiliates or related companies, unless otherwise noted.  
 ©2021 Crosstex International, Inc. All rights reserved.