

Piezo Scaling

S-Series & E-Series Tips



Why Piezo?

The smooth linear movement generated by piezoelectric systems creates a stroke pattern that is similar to hand instrumentation. Adapting the lateral surface of the piezo tip against the tooth surface (similar to a hand instrument) will increase clinical efficiency.




SCALING



S10 UNIVERSAL

S-Series	USS10
E-Series	UES10
Power Level	MED—HIGH

Standard diameter tip used to remove heavy supragingival deposits.



P UNIVERSAL

S-Series	USP
E-Series	UEP
Power Level	MED—HIGH

Standard diameter tip used to remove moderate to heavy deposits located supragingivally and in shallow pockets.



P10 UNIVERSAL

S-Series	USP
Power Level	MED

Standard diameter tip used to remove light deposits and plaque. Tip features smooth edges for safe removal of soft and hard deposits.



100 UNIVERSAL

S-Series	US100
E-Series	UE100
Power Level	LOW—MED

Probe-sized tip used to remove light deposits in shallow to moderate pockets and for periodontal maintenance.

AFTER FIVE™ Tips

These probe sized tips are designed to enhance access into periodontal pockets and improve adaptation in interproximal areas, allowing the clinician to more thoroughly debride difficult to reach areas to achieve better clinical results.



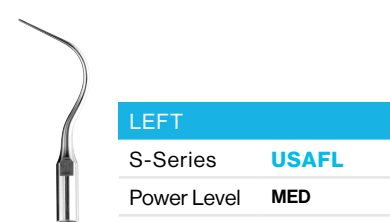
STRAIGHT

S-Series	USAFS
Power Level	MED



RIGHT


S-Series	USAFR
Power Level	MED



LEFT

S-Series	USAFL
Power Level	MED

PERIO



UNIVERSAL PERIO

S-Series	USU
Power Level	MED

This tip used to remove light deposits and plaque. Tip features smooth edges for safe removal of soft and hard deposits.



LEFT PERIO

S-Series	US4L
Power Level	LOW

Standard diameter contra-angle tip used to remove calculus on all surfaces of premolars and molars, especially difficult to reach interproximal surfaces.



RIGHT PERIO

S-Series	US4R
Power Level	LOW

Standard diameter contra-angle tip used to remove calculus on all surfaces of premolars and molars, especially difficult to reach interproximal surfaces.



3 PERIO

S-Series	USP3
E-Series	UEP3
Power Level	LOW

Thin-bladed curette-like tip used to remove heavy deposits and necrotic cementum on anteriors and premolars. (Also available for Hu-Friedly EMS devices — UEP3)

DIAMOND-COATED



LEFT DIAMOND

S-Series **US2LD**

E-Series **UE2LD**

Power Level **LOW**

Thin, contra-angle diamond-coated finishing instrument used for removal of residual debris and designed to enhance access to deep periodontal pockets and furcations.



RIGHT DIAMOND

S-Series **US2RD**

E-Series **UE2RD**

Power Level **LOW**

Thin, contra-angle diamond-coated finishing instrument used for removal of residual debris and designed to enhance access to deep periodontal pockets and furcations.



STRAIGHT DIAMOND

S-Series **US1D**

E-Series **UE1D**

Power Level **LOW**

Thin, straight diamond-coated finishing instrument used for removal of residual debris and designed to enhance access to deep periodontal pockets primarily in anterior areas.

Which Tip Should I Use?

Application Chart	S10	U	100	P10	P3	4R 4L	1D	2RD 2LD	P	AFS AFL AFR
Light to moderate supragingival deposits	●	●	●		●				●	
Heavy supragingival deposits	●			●					●	
Light to moderate deposits in shallow pockets		●	●		●		●		●	●
Light to moderate deposits in deep periodontal pockets					●		●	●		●
Moderate to heavy deposits in deep periodontal pockets						●				
Furcation areas								●		●

HuFriedyGroup S-Series Item Code Cross Reference

HuFriedyGroup	USS10	US100	USP10	USP	USU	USP3	US4R	US4L	US1D	US2RD	US2LD	USAFS	USAFL	USAFR
Nsk Varios	G1	G6	G4	G5	P20	P10				PD3	PD2	P20	P21L	P21R
Satelec	S1	10Z	10P	1S	PFU	H3	H4R	H4L	H1	H2R	H2L			

HuFriedyGroup E-Series Item Code Cross Reference

HuFriedyGroup	UES10	UEP	UE100	UEP3	UE2LD	UE2RD	UE1D
E.M.S.®	A	P	PS		PSL	PSR	


GUARDIAN™ WRENCH TIP CARRIERS

S-Series Piezo Tips come with the Guardian™ Wrench Tip Carrier—an innovative, patented torque-limiting wrench/tip carrier designed for remarkably safe and easy connection to the handpiece.

USAGE:

- Tips contained in an ORANGE wrench should be used primarily on medium to high power.
- Tips contained in a BLUE wrench should be used primarily on low to medium power (in Scaling mode if applicable).
- Tips contained in a GREEN wrench should be used primarily on low power only (in Perio mode if applicable).

Color of the Guardian indicates equipment application mode (if applicable). Refer to your equipment for Scaling and Perio application mode.



Symmetry IQ™ Wrench Cassette | IMIQ38

Visit us online at [HuFriedyGroup.com](https://www.HuFriedyGroup.com)

Call 1-800-Hu-Friedy or contact your authorized HuFriedyGroup Representative for more information.