


Safe-Flo™ Saliva Ejectors


REF M1000WHBU / M1001CLBU

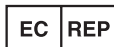
INSTRUCTIONS FOR USE

1. Attach the valve/saliva ejector combination onto the end of the low volume evacuation tube.
2. Bend to the desired position and then place in the mouth.
3. After use, dispose of the valve/ejector combination in the standard trash.



CROSSTEX

 Crosstex International, Inc.
6789 W. Henrietta Road, Rush, NY 14543 USA
585.359.0130 | 631.582.6777 | crosstex.com



MDSS GmbH
Schiffgraben 41
30175 Hannover, Germany



 STERIS GmbH c/o BDO AG,
Längfeldweg 116A,
CH-2504 Biel-Bienne,
SWITZERLAND



For professional use only.
Not made with natural rubber latex.

Made in USA

M100BU-IFU-EN / REVE - 03/2022

In case of any serious incident that has occurred and involves our devices within the European Union, please report it to Hu-Friedy Mfg. Co., LLC and your national competent authority of the member state.

All company and product names are trademarks of Hu-Friedy Mfg. Co., LLC, its affiliates or related companies, unless otherwise noted.

US Pat. No. 8,256,464, 8,714,200, 8,752,579 and foreign counterparts.

©2022 Hu-Friedy Mfg. Co., LLC. All rights reserved.