

HuFriedyGroup

Key Opinion Leader

Dr. Edward P. Allen

Oral Plastic Surgery Kit - Suture Removal Kit



Country: **USA**



Focus on: **Oral Plastic Surgery**



Website:
www.dredwardpallen.com



Inspired by:
Dr. P. D. Miller
and **Dr. Robert Schallhorn**



Favorite Instrument:
KO12KP3R49
Allen Arrowhead
Knife



VISIT THE
KOL COMMUNITY



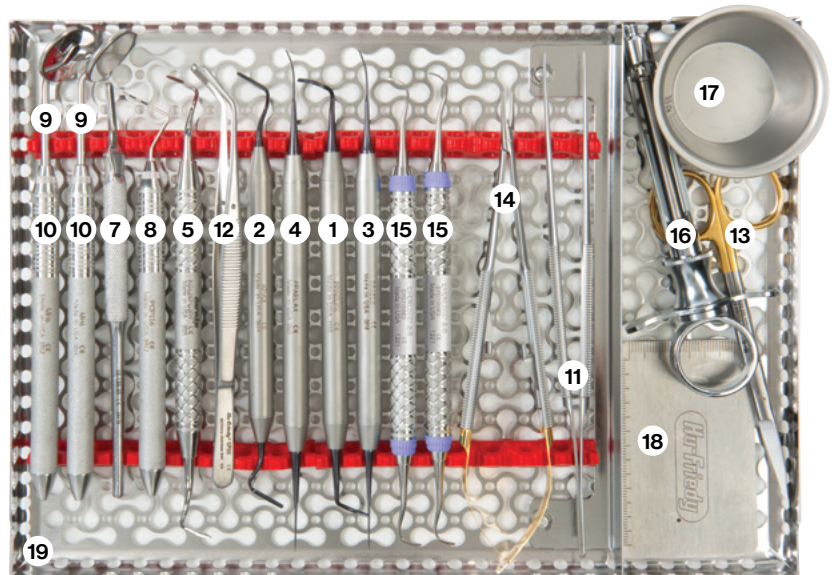
I have relied on Hu-Friedy quality for more than forty years.

Dr. Edward P. Allen



ORAL PLASTIC SURGERY KIT

This specialized surgical kit provides precision micro-instruments specifically designed for today's minimally invasive soft tissue grafting procedures. Surgical applications include soft tissue augmentation, root coverage, vestibular extension, stabilization of mobile marginal tissue, and ridge augmentation.

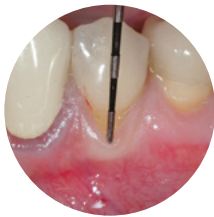


ALLENKIT

Oral Plastic Surgery Kit

Visit us online at **HuFriedyGroup.com**

ORAL PLASTIC SURGERY & TUNNELING PROCEDURE



GINGIVAL RECESSION
Instrument: CP-11 Color Coded Probe
PCP116

Mandibular premolar with 3mm of recession and a narrow, thin zone of attached gingiva. This site will be treated by a minimally invasive grafting technique.



INITIAL INCISION
Instrument: Allen End-Cutting Intrasulcular Knife
KPAX

The initial incision is made within the sulcus to sever the attachment from the base of the sulcus to the osseous crest with the KPA.



BLUNT DISSECTION
Instrument: Micro Elevator
PPAELX

A full thickness mucoperiosteal pouch is raised by blunt subperiosteal dissection using a Allen Periosteal Elevator.



PAPILLA ELEVATION
Instrument: Younger-Good 7/8 Curette
SYG7/89E2

This curette is used as a curved elevator to separate the papilla from the interdental osseous crest.



ROOT PREPARATION
Instrument: Younger-Good 7/8 Curette
SYG7/89E2

This curette is also used to plane the exposed root, removing any deposits and smoothing the surface.



SHARP DISSECTION
Instrument: Allen Modified Orban Knife and Allen Arrowhead Knife
KO12KPO3R9 and KO12KP3R49

The pouch is extended and mobilized by sharp suprapariosteal dissection apically and laterally starting with the Arrowhead Knife to minimize injuring the overlying tissue while engaging irregularities and undercuts followed by the Modified Orban Knife to ensure complete dissection of random fiber attachments.



GRAFT PLACEMENT
6-0 Polypropylene Suture
PSN8384P

The Alloderm graft is inserted into the pouch using the Younger-Good 7/8 curette.



6-0 SUTURING
6-0 Polypropylene Suture
PSN8384P

Using 6-0 Polypropylene suture and a Micro Castro needle holder, coronally advance the pouch and graft to the CEJ simultaneously with a sling suture.



SUTURE REMOVAL
AJSKIT

At 8 weeks post-surgery, the suture is removed. The suture removal is facilitated by use of the Allen/Johnston Suture Removal Kit.



SIX MONTHS AFTER GRAFTING

Complete root coverage and increased dimensions of attached gingiva have been achieved.

ORAL PLASTIC SURGERY KIT

Instruments designed in collaboration with Dr. Edward P. Allen.



PPAELPX
Allen Periosteal Elevator, Posterior, Black Line

Used for blunt dissection in the tunnel technique. The angle of the shank provides improved access for posterior interradicular dissection.



KPAX
Allen End-Cutting Intrasulcular Knife, Black Line

Used for the initial intrasulcular incisions. The thin narrow blade with dull sides provides for incisions from the base of the sulcus to the alveolar crest without harming the sulcular walls.



PPAELX
Allen Periosteal Elevator, Black Line

Used for blunt tissue reflection in pouch and tunneling procedures. The three-sided instrument (the curved end may be used with the curve down or up) enables sub-periosteal elevation of bound-down tissue reducing the risk for perforation.



PPAELAX
Allen Periosteal Elevator, Anterior, Black Line

Used for blunt reflection of the tissue in pouch and tunneling procedures in the anterior region or where the tissue is very thin. One-third narrower than the PPAEL.



KO12KPO3R9
Allen Modified Orban Knife, EverEdge™

Used for sharp dissection in pouch and tunnel procedures. The cutting edge ends 5mm from the shank allowing for lateral dissection and reduced risk of harming the sulcular margin. The flat side of the instrument enables close approximation to the periosteum for immediate supra-periosteal dissection.





KO12KP3R49
Allen Arrowhead Knife, EverEdge™

The Allen Arrowhead Knife is used to initiate the sharp dissection with less risk of cutting the sulcular margin (especially in the lower anterior) and to reach undercuts while maintaining contact with bony surface irregularities where the longer blade of the Modified Orban Knife would be more likely to span.



BLACK LINE

is designed to optimize clinical outcomes by delivering efficiency throughout the entire perio and surgical procedure. Black Line Instruments feature a performance engineered coating for optimal edge retention, reduced light reflection afforded by the black matte finish and enhanced contrast and visual acuity at the surgical site and underlying tissue.



ORAL PLASTIC SURGERY KIT





10-130-05
#5 Straight Scalpel Handle, Round
Round handle allows for precise fingertip control of scalpel blade.





PCP116
#CP-11 Color Coded Periodontal Probe
Periodontal probe with markings at 3-6-8-11 mm in #6 Satin Steel handle, single end.





MIR5/3
#5 Front Surface Mouth Mirror





MH6 (2)
#6 Satin Steel Mirror Handle
Mirror with large diameter ergonomic handle for cheek and tongue retraction.



8-905DD
Precision Dressing Forceps, Diamond Dusted
Small diameter diamond dusted beaks allows the assistant to capture small diameter suture needles in embrasure spaces.





SP20
Corn Suture Pliers
Allows for gentle grasping of CTG during harvesting.





S5080
Goldman-Fox Perma Sharp™ Straight Scissors
Cuts suture ends after completion of suturing



PERMA SHARP™ INSTRUMENTS
Featuring tungsten carbide inserts bonded to surgical-grade stainless steel on both cutting edges for smooth, controlled cutting and maximum durability.





NHM-5026R
Micro Straight Castro Needle Holder, Diamond Dusted
Narrow beaks hold 6-0 and 7-0 sutures, diamond dusting grips without scarring the needle, round handle allows for fingertip control. Should not be used on suture larger than 6-0.





SYG7/89E2 (2)
#7/8 Younger-Good Curette, EverEdge™ 2.0
Curette used for root preparation. The curvature of the curette is also ideal for elevation of the papilla from the interproximal osseous crests in tunneling procedures and for introducing the graft into the tunnel.



SYRCW
Cook-Waite Anesthetic Aspirating Syringe 1.8ml
Aspirating syringe with finger rests designated for use with cartridges with solid plug, and not compatible with hole plug cartridges.



MCUPE
Immunity Steel Hydration Cup 25 ml.



ALLENCARD
Allen Membrane Measurement Card

DID YOU KNOW?

All hinged instruments – forceps, rongeurs, scissors, pliers, hemostats, orthodontic pliers, etc. – should be kept lubricated. Regular use of proper lubricants, like Instrument Lubricant Spray (ILS), will prevent rust, corrosion and stiff joints to ensure smooth operation. **All hinged instruments should be sterilized in the open position.**



RECOMMENDED KIT ADDITION

C-17
PSN8384P
6-0 Polypropylene 18" C-17 3/8 Circle Rev. Cut Suture
A microsurgical suture used to suture the graft and overlying tissue.

WHY YOU SHOULD USE AN INSTRUMENT MANAGEMENT SYSTEM (IMS):

By standardizing your instruments with IMS System, additional time and revenue is generated while extending the useful life of your HuFriedyGroup instruments. Dental professionals state that by implementing IMS™ Cassettes, they save 5 to 10 minutes per procedure allowing the staff to spend more time on value-added activities*. In addition, safer transportation of soiled instruments reduces risk of injury and exposure to blood borne pathogens.


*When compared to single instrument decontamination. Based on market survey results.



19
IMN4160
Large Cassette with Accessory Area - 12 Instrument, Red

The shown cassette is only a sample and does not represent the real kit content.

ALLEN/JOHNSTON SUTURE REMOVAL KIT



The Allen/Johnston Suture Removal Kit was designed by Edward P. Allen, DDS and Shanon Johnston, CDA. This kit was specifically designed for removing sutures placed during periodontal plastic surgery procedures, when microsurgical techniques are utilized.



Lift Suture



EXD56
#5 Explorer, #6 Satin Steel™ Handle
Used to lift suture for cutting prior to removal.



Lift Suture



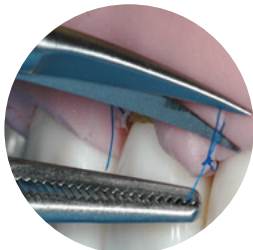
EXD66
#6 Explorer, #6 Satin Steel Handle
Provides additional angulation for locating suture that lies within the sulcus. Particularly useful inmaxillary posterior areas.



Cut Suture



Grasp Suture
with Needle Holder



Cut Suture



S31
Castroviejo Scissors
The small dimensions of this instrument, the curvature of the blade, and the the ability to accurately cut at the blade tips, allows for ease of cutting 6-0 and 7-0 sutures with precision in otherwise difficult to reach locations.



NHM-5027
Micro Curved Smooth Castroviejo Needle Holder
Used to grasp 6-0 and 7-0 suture. Provides firm grip on suture for removal under tension. The curved angle and small size allows capture of the suture that may lie within the interproximal space, or in close proximity to the tooth or sulcus.



IM5056E2
IMS™ Signature Series™
Cassette, Purple
Holds and protects all Suture Removal instruments together in one kit.

DPU17
Utility Pick-Up Dressing Pliers
Used for grasping and lifting knot. Useful during removal of simple interrupted sutures.



CENTER FOR ADVANCED DENTAL EDUCATION

20/20

Oral Plastic Surgery

Advanced Techniques for Predictable Results



be Exceptional

Mission Statement

Successful surgical outcomes are directly related to the knowledge and skill of the surgeon. The mission of the Center for Advanced Dental Education is to empower the surgeon with enhanced knowledge, confidence and practical skills to perform oral plastic surgery procedures with successful results.

The courses offered by the Center for Advanced Dental Education utilize a multi-media approach to adult learning exposing participants to scientific evidence-based material through lecture, live surgery, video surgery, and hands-on model surgery. Upon completion of the course, participants may expect to immediately incorporate these procedures into their daily practices.



WATCH
THE
VIDEO

Edward P. Allen D.D.S. Ph.D.

As a former full-time Professor of Periodontics and current full-time private practitioner, Dr. Allen combines his recognized teaching abilities and clinical skills to present a practical multimedia course on current oral plastic surgical techniques. His passion for teaching and the structure of the courses allow participants to immediately apply the new procedures in their practices.

Dr. Allen is the recipient of the Master Clinician Award from the American Academy of Periodontology, and the President's Award for Excellence in Dental Education from the American Academy of Esthetic Dentistry. In 2019, he was honored with the AAP Gold Medal Award, the highest award bestowed by the Academy. He has published over 100 articles in the area of esthetic surgery and has presented numerous lectures and surgical demonstrations worldwide.

For more information visit [HuFriedyGroup.com](https://www.HuFriedyGroup.com)