


# Hu-Friedy's Best Selling Surgical Instruments



Hu-Friedy's extensive line of surgical instruments are made with the finest stainless steel for superior performance and unsurpassed durability.

**Hu-Friedy**

# Best-Selling Surgical Instruments

The best-selling surgical instruments are listed in order of popularity by category

## INSTRUMENT CATEGORY

## PART CODE

## DESCRIPTION

## PRIMARY USAGE

### ASPIRATORS



ASPCH*	Coupland Aspirator Handle	Used for precision suction at surgical site
ASPFR12	#12 Frazier Aspirator	Used for precision suction at surgical site
ASPCT4	#4 Coupland Aspirator Tip	Used for precision suction at surgical site
ASPCG3	#3 Cogswell Suction Tube	Used for precision suction at surgical site
ASPFR10	#10 Frazier Aspirator	Used for precision suction at surgical site
ASPB2	B2 Byrd Self-Cleaning Aspirator	Used for precision suction at surgical site
ASPCT3	#3 Coupland Aspirator Tip	Used for precision suction at surgical site
ASPFR8	#8 Frazier Aspirator	Used for precision suction at surgical site
ASPCT2	#2 Coupland Aspirator Tip	Used for precision suction at surgical site

### BONE CHISELS - PERIODONTAL



C36/37*	#36/37 Back-Action Double-Ended Chisel	Recontouring bone and removal of widow peaks on difficult to reach distal surfaces
CO1	#1 Ochsenbein Single-Ended Chisel	Secondary sulcular incisions in flap procedures that facilitate the removal of remaining fibers on the tooth
CO2	#2 Ochsenbein Single-Ended Chisel	Secondary sulcular incisions in flap procedures that facilitate the removal of remaining fibers on the tooth
S13K/TG	#13 Kirkland/TG Double-Ended Curette/Chisel	Removing & reshaping bone
CTG-O	Modified TG Chisel	Removing & reshaping bone, has Ochsenbein cutouts
PPBUSER1/3	Buser Modified Periodontal Chisel, 3mm/5mm	Used to remove transplantation material in suitable bone quantities
CO4	#4 Ochsenbein Double-Ended Chisel	Secondary sulcular incisions in flap procedures that facilitate the removal of remaining fibers on the tooth
S13K/13KL	#13 Kirkland/13KL Double-Ended Surgical Chisel	Removing & reshaping bone
PJO/1	S13K/TG Comb., 4mm	Straight and curved mono-beveled chisel designed to separate the periosteum, clean the bone and root surfaces and sculpt bone
PPBUSER1/2	Buser Modified Periodontal Chisel, 3mm/4mm	Used to remove transplantation material in suitable bone quantities

### BONE CHISELS - SURGICAL







CC4*	#4 Chandler Bone Chisel, 5mm	Used to section teeth / split or remove bone
CBFL112	Buser Chisel, 6mm, Pointed Tip	Used to section teeth / split or remove bone
CBFL214	Buser Chisel, 4mm, Round Tip	Used to section teeth / split or remove bone
CKN55	#55 Kramer-Neovins Bone Chisel 5.5mm	Sharp, long beveled chisel designed for contiguous bone graft procedure and for compacting bony walls after bone grafting
CC1	#1 Chandler Bone Chisel, 5mm	Used to section teeth / split or remove bone
CC9	#9 Chandler Bone Chisel, 7.1mm	Used to section teeth / split or remove bone
CG1	#1 Gardner Bone Chisel, 3mm	Used to section teeth / split or remove bone
CC7	#7 Chandler Bone Chisel, 4.7mm	Used to section teeth / split or remove bone
CG2	#2 Gardner Bone Chisel, 4mm	Used to section teeth / split or remove bone
CC8	#8 Chandler Bone Chisel, 4mm	Used to section teeth / split or remove bone



\*Featured Image

# Best-Selling Surgical Instruments

The best-selling surgical instruments are listed in order of popularity by category

INSTRUMENT CATEGORY	PART CODE	DESCRIPTION	PRIMARY USAGE
BONE FILES- SURGICAL 	BF21*	#21 Miller Bone File	Straight cut. Used to smooth and shape bone
	BF1X	#1X Miller-Colburn Bone File	Cross cut. Used to smooth bone
	BF52	#52 Miller Bone File	Straight cut. Used to smooth bone
	BF12	#12 Howard Bone File	Straight cut. Used to smooth bone
	BF3X	#3X Miller-Colburn Bone File	Cross cut. Used to smooth bone
	BF2X	#2X Miller-Colburn Bone File	Cross cut. Used to smooth bone
	23394	#11 Seldin Bone File Double Ended	Straight cut. Used to smooth bone
	BF45	#45 Miller Bone File	Cross cut. Used to smooth bone
	BF64	#64 Miller Bone File	Straight cut. Used to smooth bone
	BF67	#67 Howard Bone File	Straight cut. Used to smooth bone
BURS & DRILLS 	TRE060M*	Trephine Bur 6mm Diameter Right Angle, Titanium Coated	Used to drill into bone, used to remove sections of bone
	TRE040M	Trephine Bur 4mm Diameter Right Angle, Titanium Coated	Used to drill into bone, used to remove sections of bone
	TRE020M	Trephine Bur 2mm Diameter Right Angle, Titanium Coated	Used to drill into bone, used to remove sections of bone
	TRE080M	Trephine Bur 8mm Diameter Right Angle, Titanium Coated	Used to drill into bone, used to remove sections of bone
	BURL3	#3 Lindemann Bur (Long)	Used to drill into bone, used to remove sections of bone
	BURL2	#2 Lindemann Bur (Medium)	Used to drill into bone, used to remove sections of bone
	BURL1	#1 Lindemann Bur (Short)	Used to drill into bone, used to remove sections of bone
	TRE100M	Trephine Bur 10mm Diameter Right Angle, Titanium Coated	Used to drill into bone, used to remove sections of bone
	TRE120M	Trephine Bur 12mm Diameter Right Angle, Titanium Coated	Used to drill into bone, used to remove sections of bone
CALIPERS 	CLC40C*	Castroviejo Caliper 40mm Curved	Used to measure bone or other oral structures
	CLC40CWM	Curved Bone Caliper-Weiss Mod 40mm, Castroviejo	Used to measure ridge width
	CLC40L	Castroviejo Caliper 40mm Long	Used to measure bone or other oral structures
CHEEK RETRACTORS 	CRM*	Minnesota Retractor	Used to hold flaps, cheeks, lips, and tongue away from the surgical site
	CRC	Columbia Cheek Retractor	Used to hold flaps, cheeks, lips, and tongue away from the surgical site
	CRPA	Plastic Retractors-Adult (Pair)	Useful for intra-oral photography
	CRPC	Plastic Retractors-Child (Pair)	Useful for intra-oral photography
	CRM2	Cawood-Minnesota Retractor	Used to hold flaps, cheeks, lips, and tongue away from the surgical site
	CRW2	Weider Cheek & Tongue Retractor-Large	Used to hold flaps, cheeks, lips, and tongue away from the surgical site
	CRW1	Weider Cheek & Tongue Retractor-Small	Used to hold flaps, cheeks, lips, and tongue away from the surgical site

CHEEK RETRACTORS CONTINUED ON NEXT PAGE



\*Featured Image

# Best-Selling Surgical Instruments

The best-selling surgical instruments are listed in order of popularity by category

INSTRUMENT CATEGORY	PART CODE	DESCRIPTION	PRIMARY USAGE
CHEEK RETRACTORS	CRB	Bishop Cheek Retractor	Used to hold flaps, cheeks, lips, and tongue away from the surgical site
	CRO2	Orringer #2 Cheek Retractor, Medium	Used to hold flaps, cheeks, lips, and tongue away from the surgical site



CURETTES-SURGICAL	CM2/4	#2/4 Molt Double-Ended Curette	Curettage / Cyst removal / debridement of tooth socket
	CL86	#86 Lucas Double-Ended Surgical Curette	Curettage / Cyst removal / debridement of tooth socket
	CM11	#11 Miller Double-Ended Surgical Curette	Curettage / Cyst removal / debridement of tooth socket
	CL85	#85 Lucas Double-Ended Surgical Curette	Curettage / Cyst removal / debridement of tooth socket
	CM10	#10 Miller Double-Ended Surgical Curette	Curettage / Cyst removal / debridement of tooth socket
	CL84*	#84 Lucas Double-Ended Surgical Curette	Curettage / Cyst removal / debridement of tooth socket
	CM2	#2 Molt Single-Ended Curette	Curettage / Cyst removal / debridement of tooth socket
	CL87	#87 Lucas Double-Ended Surgical Curette	Curettage / Cyst removal / debridement of tooth socket
	CM4	#4 Molt Single-Ended Curette	Curettage / Cyst removal / debridement of tooth socket
	CM12	#12 Miller Double-Ended Surgical Curette	Curettage / Cyst removal / debridement of tooth socket



ELEVATORS	E301*	#301 Apexo Elevator	Displacement of deeply seated roots
	EL3S	Luxating Elevator 3mm, Straight	Luxating elevators rock and cut vs lifting and prying. Reduces pressure on adjacent teeth
	E77R	#77R Elevator (Serrated)	Upper posterior roots and upper 3rd molars
	EL3C	Luxating Elevator 3mm, Curved	Luxating elevators rock and cut vs lifting and prying. Reduces pressure on adjacent teeth
	E34S	#34S Seldin Straight Elevator	Thinner tip and more narrow than the E34.
	EL5S	Luxating Elevator 5mm, Straight	Luxating elevators rock and cut vs lifting and prying. Reduces pressure on adjacent teeth
	ELKIT	Luxating Elevator Kit, Consists of 4 elevators & sharpening stone	Luxating elevators rock and cut vs lifting and prying. Reduces pressure on adjacent teeth
	EB	#B Cogswell Elevator	Displacement of deeply seated roots
	EL5C	Luxating Elevator 5mm, Curved	Luxating elevators rock and cut vs lifting and prying. Reduces pressure on adjacent teeth
	E34	#34 Seldin Straight Elevator	Upper & lower anterior roots



# Best-Selling Surgical Instruments

The best-selling surgical instruments are listed in order of popularity by category

## INSTRUMENT CATEGORY

## PART CODE

## DESCRIPTION

## PRIMARY USAGE

### FORCEPS



F150*	#150 Cryer Forceps	Upper Incisor / Canines / Premolars
F151	#151 Cryer Forceps	Lower Incisor / Canines / Premolars
F23	#23 Forceps	1st Molar / 2nd Lower Molar
F150S	#150S Pedo Forceps	Upper Incisor / Canines / Premolars / 1st Molar / 2nd Molar / Roots / Pedo
F151S	#151S Pedo Forceps	Lower Incisor / Canines / Premolars / 1st Molar / 2nd Molar / Roots / Pedo
FMD3	MD-3 Mead Forceps, Serrated	Lower Incisors / Canines / Premolars / Roots
F150AS	#150AS Split Beak Forceps, Serrated	Incisor / Canines / Premolars
F300	#300 Root Forceps, Serrated	Upper Roots / Incisors / Canines
F301	#301 Root Forceps, Serrated	Lower Roots
F88R	#88R Nevius Forceps	Upper 1st Molars / 2nd Molars Right
F88L	#88L Nevius Forceps	Upper 1st Molars / 2nd Molars Left

### HEMOSTATS



H2*	#2 Kelly Hemostat - Curved	Clamp blood vessels / grasp loose objects / 5 1/2 "
H3	#3 Kelly Hemostat - Curved	Clamp blood vessels / grasp loose objects / 4 3/4 "
H4	#4 Mosquito Hemostat - Straight	Clamp blood vessels / grasp loose objects / 4 3/4 "
H1	#1 Kelly Hemostat - Straight	Clamp blood vessels / grasp loose objects / 5 1/2 "
HKRC	Kelly-Rankin Hemostat 6.5"-Curved	Clamp blood vessels / grasp loose objects / 6 1/4 "
HKRS	Kelly-Rankin Hemostat 6.5" - Straight	Clamp blood vessels / grasp loose objects / 6 1/4 "
H5	#5 Hemostat (1x2)	Clamp blood vessels / grasp loose objects / 5"
HHC	Hartmann Hemostat 4" - Curved	Clamp blood vessels / grasp loose objects / 4"
HAC	Adson Hemostat 7.5" - Curved	Clamp blood vessels / grasp loose objects / 7 1/2 "
QH2	Kelly Forceps 5.5" - Curved	Clamp blood vessels / grasp loose objects / 5 1/2 "

### IMPLANTOLOGY



IR*	Implantology Retractor	Lip & cheek retractor great for fully edentulous cases
IMP6578	Kramer-Nevins Sinus Lift, Lg/Sm, 47 Degree	For elevating sinus membrane
IMP6577SC	Kramer-Nevins Sinus Lift Lg/Sm, Strong Curve	Used to start the separation of the sinus membrane from the bone.
IMP6522	Bone Graft Scoop	Used to carry grafting material to surgical site
IMP6524S	Sinus Lift Instrument	Used to elevate sinus membrane
IMP300	Sinus Lift Instrument	Used to elevate sinus membrane
IMPSIM1	Sinus Lift Instrument, 3.5mm	Used to elevate sinus membrane single ended
IMP6523S	Sinus Lift Instrument, Small	Used to elevate sinus membrane

IMPLANTOLOGY CONTINUED ON NEXT PAGE



\*Featured Image

# Best-Selling Surgical Instruments

The best-selling surgical instruments are listed in order of popularity by category

INSTRUMENT CATEGORY	PART CODE	DESCRIPTION	PRIMARY USAGE
IMPLANTOLOGY	IMP6345S6	Sinus Lift Instrument 3mm Short 6, Handle	Used to start the separation of the sinus membrane from the bone
	PMPI	Membrane Placement Instrument	Used to pick up, place and smooth grafting material



MALLETS	MAL1*	#1 Mead Immunity Mallet	Used with a chisel to split teeth or remove bone
---------	-------	-------------------------	--



MOUTH PROPS & GAGS	MGC	Molt Mouth Gag, Child Size	Used to prop the mouth open during extraction procedures and to reduce TMJ trauma for sedated patients
	MGA*	Molt Mouth Gag, Adult Size	Used to prop the mouth open during extraction procedures and to reduce TMJ trauma for sedated patients
	MP52	Markel Mouth Prop (Child Pair)	Used to prop the mouth open during extraction procedures and to reduce TMJ trauma for sedated patients, latex-free
	MP54	Markel Mouth Prop (Adult Pair)	Used to prop the mouth open during extraction procedures and to reduce TMJ trauma for sedated patients, latex-free
	MGI	Molt Mouth Gag, Infant Size	Used to prop the mouth open during extraction procedures and to reduce TMJ trauma for sedated patients
	MP48	Markel Mouth Prop Sm. Pair (Child)	Used to prop the mouth open during extraction procedures and to reduce TMJ trauma for sedated patients, latex-free
	MP58	McKesson Mouth Prop Large Pair (Adult)	Used to prop the mouth open during extraction procedures and to reduce TMJ trauma for sedated patients, latex-free



INSTRUMENT CATEGORY	PART CODE	DESCRIPTION	RECOMMENDED SUTURE SIZE
NEEDLE HOLDERS	NH5038*	Crile-Wood Perma Sharp Needle Holder	3-0, 4-0, 5-0, 6-0 / 6" / Carbide Insert
	NH5020	Castroviejo Perma Sharp Needle Holder, Straight	5-0, 6-0, 7-0, 8-0, 9-0, 10-0 / 6 1/4" / Carbide Insert
	NHMH	Mayo-Hegar Needle Holder	1-0, 2-0, 3-0, 4-0 / 6 1/4"
	NHCV	Castroviejo Needle Holder	5-0, 6-0, 7-0, 8-0 / 5 1/2"
	NHM-5026R	Micro Castro Perma Sharp Round Handle, 7	5-0, 6-0, 7-0, 8-0, 9-0 / 7" / Diamond Dusted
	NHCW	Crile-Wood Needle Holder	3-0, 4-0, 5-0, 6-0 / 6"



NEEDLE HOLDERS CONTINUED ON NEXT PAGE



\*Featured Image

# Best-Selling Surgical Instruments

The best-selling surgical instruments are listed in order of popularity by category

INSTRUMENT CATEGORY	PART CODE	DESCRIPTION	RECOMMENDED SUTURE SIZE
NEEDLE HOLDERS	NH5042	Mayo-Hegar Perma Sharp Needle Holder	1-0, 2-0, 3-0, 4-0 / 6 1/4" / Carbide insert
	NHM	Mathieu Needle Holder	1-0, 2-0, 3-0, 4-0 / 5 1/2"
	NH5074	Mathieu-Kocher Perma Sharp Needle Holder	1-0, 2-0, 3-0, 4-0 / 5 1/2" / Carbide insert
	NH5024R	NH5024 Perma Sharp with Round Handle	5-0, 6-0, 7-0, 8-0, 9-0 / 7" / Carbide insert



INSTRUMENT CATEGORY	PART CODE	DESCRIPTION	PRIMARY USAGE
OSTEOTOMES	OSTMGRIF	Interchangeable Osteotome Handle	Used with bone spreading tips
	OSS6518S	Osteotome, 7-10-13-15-18 mm marking	Ridge splitting /expanding chisel. Straight
	OSS6520S	Osteotome, 7-10-13-15-18 mm marking	Ridge splitting /expanding chisel. Straight
	OSS6519CS*	Osteotome, 7-10-13-15-18 mm, curved	Ridge splitting/expanding chisel curved
	OSS6521CS	Osteotome, 7-10-13-15-18 mm marking	Ridge splitting/expanding chisel curved
	OSTMSP32A	OST-SPREAD 3,2MM modified4.32	Used for the lateral bone condensation of the closed sinus elevation technique, used with OSTM Griff
	OSTMSP37A	OST-SPREAD 3,7MM modified4.37	Used for the lateral bone condensation of the closed sinus elevation technique, used with OSTM Griff
	OSTMSP27A	OST-SPREAD 2,7MM modified4.27	Used for the lateral bone condensation of the closed sinus elevation technique, used with OSTM Griff
	OSTMSP42A	OST-SPREAD 4,2MM modified4.42	Used for the lateral bone condensation of the closed sinus elevation technique, used with OSTM Griff
	OSTJO8	Jovanovic Osteotome	Ridge splitting/expanding chisel. Straight






PERIO SURGICAL CURETTES	SPR1/26*	#PR1/2 Prichard Curette Satin Steel Handle	Large, heavier curette for removal of granulation tissue and subgingival deposits
	SS5/6	#5S/6S Sugarman Double-Ended Curette	Large, heavier curette for removal of granulation tissue and subgingival deposits
	SK8/9	#PR1/2 Prichard Curette - 4 Handle	Large, heavier curette for removal of granulation tissue and subgingival deposits
	SPR1/2S6	Prichard Surgical Curette, #6 Handle	Large, heavier curette for removal of granulation tissue and subgingival deposits
	SS9/10	#9S/10S Sugarman Double-Ended Curette	Large, heavier curette for removal of granulation tissue and subgingival deposits
	SS11/12	#11/12 Sugarman Double-Ended Curette	Large, heavier curette for removal of granulation tissue and subgingival deposits




# Best-Selling Surgical Instruments


The best-selling surgical instruments are listed in order of popularity by category

INSTRUMENT CATEGORY	PART CODE	DESCRIPTION	PRIMARY USAGE
PERIODONTAL KNIVES 	KK15/166*	#15/16 Kirkland Double-Ended Knife, #6 Handle	Used for initial bevel incision for gingivectomy procedures. Very effective for retro molar region
	KGF11	GF-11 Goldman-Fox Double-Ended Knife	Spear point. Blades off set for posterior use
	KGF7	GF-7 Goldman-Fox Double-Ended Knife	Heavy Shank. Design for long bevel incisions. Oval shape allows for inner protion retro molar region
	KO1/2KPO3A6	Allen Orban Knife 1/2 Satin Steel Handle, Thin Blade	Angle blade and contra angle shank for posterior use. Also used for excising interproximal tissue - 30% thinner than standard Orban
	KO1/26	#1/2 Orban Double-Ended Knife, Satin Steel	Angle blade and contra angle shank for posterior use. Also used for excising interproximal tissue
	KPA	Allen End-Cutting Intrasulcular Knife	Used during grafting tunneling procedure
	KB5/6	#5/6 Buck Double-Ended Knife	Remove of recontour tissue
	KGF8	GF-8 Goldman-Fox Double-Ended Knife	Spear point for cutting interdentially after initial incision
	KKN11	#11 Kramer-Nevins Double-Ended Knife	Thin, sharp bayonet designed to make secondary interproximal and circumferential incisions during gingivectomy procedures
PERIODONTAL SURGICAL FILES 	FS1/2S*	#1S/2S Sugarman Double-Ended File	Used Interproximally (Mesial / Distal)
	FS3/4S	#3S/4S Sugarman Double-Ended File	Removal of granulomatous tissue in supra-bony and infra bony pockets (Buccal/Lingual)
	FS9/10S	#9/10 Schluger Double-Ended File, Curved	Used Interproximally Curved Design
	FB11/12	#11/12 Buck Double-Ended File, Straight	Used Interproximally Straight Design
PERIOSTEALS 	P9*	#9 Molt Periosteal Elevator	Reflecting and retracting the mucoperiosteum after incisions of the gingival tissue
	PPR3S	PR-3 Prichard Periosteal, Short	Reflecting and retracting the mucoperiosteum after incisions of the gingival tissue
	PPR3	PR-3 Prichard Periosteal	Reflecting and retracting the mucoperiosteum after incisions of the gingival tissue
	PPBUSER6	Buser Periosteal Elevator, #6 Handle	Reflecting and retracting the mucoperiosteum after incisions of the gingival tissue
	P23	#23 Seldin Periosteal Retractor	Reflecting and retracting the mucoperiosteum after incisions of the gingival tissue
	P24G	#24G Periosteal	Reflecting and retracting the mucoperiosteum after incisions of the gingival tissue
	P24GSP	#24G Periosteal, Short Handle	Reflecting and retracting the mucoperiosteum after incisions of the gingival tissue
	P14	#14 Goldman-Fox Periosteal	Reflecting and retracting the mucoperiosteum after incisions of the gingival tissue
	PH2	#2 Hourigan Periosteal	Reflecting and retracting the mucoperiosteum after incisions of the gingival tissue
	PPAEL	Allen Periosteal Elevator	Blunt tissue reflection in pouch & tunneling procedures

# Best-Selling Surgical Instruments

The best-selling surgical instruments are listed in order of popularity by category


INSTRUMENT CATEGORY	PART CODE	DESCRIPTION	PRIMARY USAGE
PERIOTOMES 	PT1*	Posterior Periotome	This sharp blades to facilitate the removal of teeth with minimal damage to the surrounding alveolar bone by severing the periodontal ligament
	PT2	Anterior Periotome	This sharp blades to facilitate the removal of teeth with minimal damage to the surrounding alveolar bone by severing the periodontal ligament


INSTRUMENT CATEGORY	PART CODE	DESCRIPTION	PRIMARY USAGE
RETRACTORS - SURGICAL 	SR3	#3 Surgical Retractor, Curved Downward	Used to hold flaps, cheeks, lips, and tongue away from the surgical site
	RSMID2	Middledorpf Surgical Retractor, 22 x 20	Used to hold flaps, cheeks, lips, and tongue away from the surgical site
	SRC3M	Desmarres Chalazion Surgical Retractor, Medium	Used to hold flaps, cheeks, lips, and tongue away from the surgical site
	SR2	#2 Surgical Retractor, Curved Downward	Used to hold flaps, cheeks, lips, and tongue away from the surgical site
	SRTZ07	RETRACTOR CHIRURGIE WECHSEL VESTIBULUM-H	Used to hold flaps, cheeks, lips, and tongue away from the surgical site
	RSMID1	Middledorpf Surgical Retractor, 17x14	Used to hold flaps, cheeks, lips, and tongue away from the surgical site
	SR9	#9 Ramus Retractor	Used to hold flaps, cheeks, lips, and tongue away from the surgical site
	SR1*	#1 Surgical Retractor, Curved Downward	Used to hold flaps, cheeks, lips, and tongue away from the surgical site
	SR8	#8 Surgical Retractor	Used to hold flaps, cheeks, lips, and tongue away from the surgical site


INSTRUMENT CATEGORY	PART CODE	DESCRIPTION	PRIMARY USAGE
RONGEURS 	RBL*	30 Std Blumenthal Rongeurs	Trimming and recontouring alveolar bone and gross tissue removal
	RMF	Friedman Rongeurs-Mini	Trimming fibrous tissue / Can be used to extract root
	R1	#1 Hu-Friedy Rongeurs	Trimming and recontouring alveolar bone and gross tissue removal
	RF	Friedman Rongeurs	Trimming fibrous tissue
	R4	#4 Cleveland Rongeurs	Trimming and recontouring alveolar bone and gross tissue removal
	R1A	#1A Mead Rongeurs	Trimming and recontouring alveolar bone and gross tissue removal
	RKN	Kramer-Nevins Rongeurs	Trimming and recontouring alveolar bone and gross tissue removal
	R4A	#4A Cleveland Rongeurs	Trimming and recontouring alveolar bone and gross tissue removal
	RBL45	45 Blumenthal Rongeurs	Trimming and recontouring alveolar bone and gross tissue removal
	RKSN	Short Nose, Rongeur	Used for expanding window opening during open sinus lift procedure

# Best-Selling Surgical Instruments

The best-selling surgical instruments are listed in order of popularity by category

INSTRUMENT CATEGORY	PART CODE	DESCRIPTION	PRIMARY USAGE
ROOT TIP PICKS 	EHB13/14*	#13/14 Heidbrink Double-Ended Root Pick	Delicate instrument for the removal of root tips in difficult to reach areas
	EHB2	#2 Heidbrink Root Tip Elevator	Delicate instrument for the removal of root tips in difficult to reach areas
	EHB3	#3 Heidbrink Root Tip Elevator	Delicate instrument for the removal of root tips in difficult to reach areas
	EHB1	#1 Heidbrink Root Tip Elevator	Delicate instrument for the removal of root tips in difficult to reach areas
	ED11	#11 Davis Double-Ended Root Tip Teaser, Spoon Blade	Delicate instrument for the removal of root tips in difficult to reach areas
	E9L	#9L Root Tip Pick, Left	Delicate instrument for the removal of root tips in difficult to reach areas
	E9R	#9R Root Tip Pick, Right	Delicate instrument for the removal of root tips in difficult to reach areas
	EHO3	#3 Howard Root Tip Elevator	Delicate instrument for the removal of root tips in difficult to reach areas, slightly heavier design than Heidbrink picks
	EHO2	#2 Howard Root Tip Elevator	Delicate instrument for the removal of root tips in difficult to reach areas, slightly heavier design than Heidbrink picks
	ERAF3KA	#RAF3 Root Tip Elevator, Modified	Delicate instrument for the removal of root tips in difficult to reach areas

SCALPEL BLADES & HANDLES 	10-256-15*	#15C Sterile Blade Carbon Steel (Box of 100)	Used for cutting gingival tissue
	10-130-05	#5 Scalpel Handle, Round Straight European Style	Used for cutting gingival tissue - easily rotates & maneuvers in hard to reach areas
	10-130-05E	Scalpel Handle No. 5	Used for cutting gingival tissue - easily rotates & maneuvers in hard to reach areas
	10-256-12	#12D Sterile Blade (Box of 100)	Used for cutting gingival tissue
	10-255-15	#15 Sterile Blade (Box of 100)	Used for cutting gingival tissue
	10-130-03*	#3 Scalpel Handle, Bard Parker Style w/ Ruler	Used for cutting gingival tissue
	SHDPV	Microsurgical Scalpel Handle/Stainless Steel	Used for cutting gingival tissue, compatible with mini scalpel blades
	MB69	Mini Scalpel Blade 69 FRE, Full Radius Round (Box of 12)	Used for cutting gingival tissue, used for microsurgery
	10-255-12	#12 Sterile Blade (Box of 100)	Used for cutting gingival tissue
	MB67	Mini Scalpel Blade 67, Curved Edge (Box of 12)	Used for cutting gingival tissue, used for microsurgery

INSTRUMENT CATEGORY	PART CODE	DESCRIPTION	SERRATIONS / DESIGN
SCISSORS 	S18*	#18 Iris Scissors, Curved	Not Serrated / Curved / 4 1/2"
	S16	#16 Goldman-Fox Scissors	1 blade serrated. Designed for interproximal use / 5"
	S17	#17 Iris Scissors, Straight	Not Serrated / 4 1/2"
	S9	#9 Dean Scissors	1 blade serrated / 6 1/2"
	SCGC	Crown & Gold Scissors, Curved	Not Serrated / Curved / 4 1/2"

SCISSORS CONTINUED ON NEXT PAGE



\*Featured Image

# Best-Selling Surgical Instruments

The best-selling surgical instruments are listed in order of popularity by category

## INSTRUMENT CATEGORY

### PART CODE

### DESCRIPTION

### SERRATIONS / DESIGN

#### SCISSORS



S14	#14 LaGrange Scissors	1 blade serrated / Double Curved / 4 1/2"
S1	#1 Kelly Scissors, Curved	1 blade serrated / curved / 6 1/4"
S13S	#13S Suture Scissors	Suture Scissor / 4 3/4"
S5083	Iris Perma Sharp Scissors Curved	Not serrated / Curved / 4 1/2"
S13	#13 Suture Scissors	Suture Scissor / 6"

## INSTRUMENT CATEGORY

### PART CODE

### DESCRIPTION

### PRIMARY USAGE

#### SYRINGES



SYRCW*	Syringe Anesthetic Aspirating CW Style 1.8ml	For administering anesthetic
SYRA	Syringe Anesthetic Aspirating Type A	For administering anesthetic
IS	Aqua-Fix Irrigating Syringe & Tip, 10cc	Used for irrigating surgical site
STKSKLS	Needle Cover Holder-Modified	Used for hands free recapping of anesthetic aspirating syringe, fits all needle cover sizes
PTIST	Tip, Aqua-Fix Syringe	Tip used on irrigation syringe

#### TISSUE FORCEPS



TF45	Allison Tissue Forceps - 45	45 Degree angle / 6"
TFB*	Allison Baby Tissue Forceps	Curved / 5"
TFS	Allison Tissue Forceps, Straight	Straight / 6"

#### TISSUE NIPPERS



NIPRO	Sugarman Nipro	Tissue nipper that is used for oral surgery procedure. Delicate instrument
NIPS*	Small G/F Nipper	Useful for accentuating interproximal gingival tissue

#### TISSUE PLIERS





SPM20*	Micro Suture Pliers	Suture Plier / Diamond Dusted / 6"
8-905DD	Hu-Friedy Precision Dressing Fcps, DD	Straight Diamond Dusted / 7" / Good plier for suturing
TP42	#42 Adson 1x2 Tissue Pliers	Stabilizes soft tissue flaps during suturing / 4 3/4"
SP20	#20 Corn Suture Pliers	Suture Pliers / 6"
TP41	#41 Adson Plain Tissue Pliers	Stabilizes soft tissue flaps during suturing / 4 3/4"
TP5042	Adson 1x2 Perma Sharp Tissue Pliers	Stabilizes soft tissue flaps during suturing / 4 3/4"
TP5041	Adson Perma Sharp Tissue Pliers	Stabilizes soft tissue flaps during suturing / 4 3/4"

TISSUE PLIERS CONTINUED ON NEXT PAGE

# Best-Selling Surgical Instruments

The best-selling surgical instruments are listed in order of popularity by category

INSTRUMENT CATEGORY	PART CODE	DESCRIPTION	PRIMARY USAGE
TISSUE PLIERS 	TP43*	#43 Adson-Brown Tissue Pliers	Stabilizes soft tissue flaps during suturing / 4 3/4"
	TP34	#34 Semkin-Taylor 1x2 Curved	Stabilizes soft tissue flaps during suturing / 5"
	TP5090	DeBakey Perma Sharp 6 Tissue Pliers	Stabilizes soft tissue flaps during suturing / 6"

TISSUE RETRACTORS 	TRA2*	#2 Austin Tissue Retractor	Used to hold flaps, cheeks, lips, and tongue away from the surgical site
	TRH3	#3 Henahan Retractor	Used to hold flaps, cheeks, lips, and tongue away from the surgical site
	TRH2	#2 Henahan Retractor	Used to hold flaps, cheeks, lips, and tongue away from the surgical site
	TRA1	#1 Austin Tissue Retractor	Used to hold flaps, cheeks, lips, and tongue away from the surgical site
	TRH1	#1 Henahan Retractor	Used to hold flaps, cheeks, lips, and tongue away from the surgical site

WIRE PRODUCTS 	WPAB*	Erich Arch Bar (Meter Coil)	Wire for surgery
	WCSS	Smith Wire Cutting Scissors	Used to cut surgery wire
	WCS	Wire Cutting Scissors, Angled	Used to cut surgery wire / Angled
	WTD7C	Wire Twister Delicate 7in TC	Used to twist wire
	WTD6C	Wire Twister Delicate 6in TC	Used to twist wire

# Best-Selling Sutures

PART CODE	DESCRIPTION	PROCEDURES
PSN635C	4-0 Gut, Chromic 27" C-6 3/8 Cir.	Crown Lengthening Surgery / Full thickness Flap with need to resist muscle pull
PSN683S	4-0 Silk, Black 18" C-6 3/8 Cir.	Oral Surgery / Full thickness Flap with need to resist muscle pull / Extractions
PSN7771A	4-0 Gut, Plain 18" C-6 3/8 Cir. Rev	General economical suture with good Tensile strength, absorption by phagocytosis
PSN636C	3-0 Gut, Chromic 27" C-6 3/8 Cir.	Extractions
PSN612A	3-0 Gut, Plain 18" C-9 1/2 Cir. Rev.	General economical suture with good Tensile strength, absorption by phagocytosis
PSN687C	5-0 Gut, Chromic, 18" C-3 3/8 Cir. Prem. Rev.	Crown Lengthening Surgery / GTR / Tissue Graft / Biopsy
PSNH822A	3-0 Gut, Plain 27" C-6 3/8 Cir.	General economical suture with good Tensile strength, absorption by phagocytosis
PSN7772S	3-0 Silk, Black 18" C-6 3/8 Cir.	Full thickness flap with muscle pull / Extractions
PSN1816C	6-0 Gut, Chromic 18" C-1 Prem. Rev.	Surgery / GTR / Lacerations
PSN632S	3-0 Silk, Black 18" C-9 1/2 Cir.	Closure, Skin, Plastic, Ophthalmic, not generally used in presence of infection
PSN686A	5-0 Gut, Plain 18" C-3 3/8 Cir. Prem. Rev.	General economical suture with good Tensile strength, absorption by phagocytosis
PSN392V	4-0 PGA, Violet 18" C-6 3/8 Circle	For use in implant and bone graft related procedures
PSN8697P	6-0 Polypropylene, Blue 18" C-1 Prem. Rev.	GTR
PSN1654C	4-0 Gut, Chromic 18" C-3 Prem. Rev.	Surgery / GTR / Biopsy
PSNH821A	4-0 Gut, Plain 27" C-6 3/8 Cir.	General economical suture with good Tensile strength, absorption by phagocytosis
PSN8695P	6-0 Polypropylene, Blue 18" C-3 Prem. Rev.	GTR / Lacerations
PSN8696P	7-0 Polypropylene, Blue 18" C-1 Prem. Rev.	This suture is used to secure coronally positioned flap/pouch over the graft.
PSN7762S	3-0 Silk, Black 18" C-43 1/2 Cir.	Extractions
PSN641S	4-0 Silk, Black 18" C-3 3/8 Cir. Prem. Rev.	Dental Implant Surgery
PSN640S	5-0 Silk, Black 18" C-3 3/8 Cir. Prem. Rev.	Oral Surgery

## FEATURES & BENEFITS

### 300 Series Stainless Steel

Perma Sharp Sutures from Hu-Friedy are made with 300 Series Stainless Steel, the ideal alloy for sutures

### Finer Point Geometry

300 Series Stainless Steel allows Hu-Friedy to give Perma Sharp Sutures a finer point geometry for smoother penetration. This finer point is so sharp that lab studies show Perma Sharp Sutures require up to 20% less force to penetrate and they feel just as sharp on the last pass as the first.

### Exceptional Ductile Strength

This stronger alloy composition also gives Perma Sharp Sutures increased ductile strength. So, if the needle does bend, it is less likely to break when reshaping.

### Less Tissue Disruption

Perma Sharp's unique laser-drilled needles are designed to reduce tissue disruption. The needle diameter is actually adjusted according to the size of the suture material that is attached, for a smooth transition from the needle to the material.



\*Featured Image

# Perma Sharp® Suture Reference

Procedure	Suggested Materials	Absorbtion	Material Size (U.S.P.)	Tensile Strength	Needle Type	Suggested Needle	Needle Shape	Part Code	Recommended Knot	
Dental Implant Surgery	Silk	Non-Absorbable	(4-0)	Moderate	Premium Reverse	3/8 Circle	C-3	PSN641S	Slip	
			(4-0)		Reverse Cutting	3/8 Circle	C-17	PSN736S		
Oral Surgery			(4-0)		Reverse Cutting	3/8 Circle	C-6	PSN683S		
			(5-0)		Premium Reverse	3/8 Circle	C-3	PSN640S		
Periodontal Osseous Surgery			(5-0)		Reverse Cutting	3/8 Circle	C-17	PSN719S		
			(5-0)		Reverse Cutting	3/8 Circle	C-6	PSN682S		
Crown Lengthening Surgery	Polypropylene	Non-Absorbable	(4-0)	Moderate	Reverse Cutting	3/8 Circle	C-6	PSN8683P	Surgeon's	
			(5-0)		Reverse Cutting	3/8 Circle	C-6	PSN8661P		
	Gut, Chromic	Absorbable	(4-0)	Mild to Moderate	Premium Reverse	3/8 Circle	C-3	PSN1654C	Slip	
					Reverse Cutting	3/8 Circle	C-17	PSN386C		
					Reverse Cutting	3/8 Circle	C-6	PSN635C		
					Premium Reverse	3/8 Circle	C-3	PSN687C		
					Reverse Cutting	3/8 Circle	C-17	PSN385C		
					Reverse Cutting	3/8 Circle	C-6	PSN634C		
	PGA (undyed)	Absorbable	(4-0)	Moderate	Premium Reverse	3/8 Circle	C-3	PSN494V	Surgeon's	
					Reverse Cutting	3/8 Circle	C-17	PSN386V		
					Reverse Cutting	3/8 Circle	C-6	PSN422V		
					Premium Reverse	3/8 Circle	C-1	PSN490V		
Premium Reverse					3/8 Circle	C-3	PSN493V			
Reverse Cutting					3/8 Circle	C-17	PSN385V			
				Reverse Cutting	3/8 Circle	C-6	PSN421V			
				Premium Reverse	3/8 Circle	C-1	PSN489V			
				Premium Reverse	3/8 Circle	C-3	PSN492V			
				Reverse Cutting	3/8 Circle	C-6	PSN7772S	Slip		
				Reverse Cutting	3/8 Circle	C-7	PSN684S			
				Reverse Cutting	3/8 Circle	C-6	PSN393V	Surgeon's		
Full Thickness Flap (with muscle pull)	Silk	Non-Absorbable	(3-0)	Moderate	Reverse Cutting	3/8 Circle	C-6	PSN7772S	Slip	
			(3-0)		Reverse Cutting	3/8 Circle	C-7	PSN684S		
Full Thickness Flap (with need to resist muscle pull)	PGA (violet)	Absorbable	(3-0)	Moderate to High	Reverse Cutting	3/8 Circle	C-6	PSN393V	Surgeon's	
			(3-0)		Reverse Cutting	3/8 Circle	C-6	PSN683S	Slip	
	Silk	Non-Absorbable	(4-0)	Moderate	Reverse Cutting	3/8 Circle	C-6	PSN683S	Slip	
					Reverse Cutting	3/8 Circle	C-17	PSN736S		
					Reverse Cutting	3/8 Circle	C-6	PSN682S		
	Polyester	Non-Absorbable	(4-0)	Moderate	Reverse Cutting	3/8 Circle	C-6	PSNR683L	Surgeon's	
					Reverse Cutting	3/8 Circle	C-6	PSN8683P	Surgeon's	
					Reverse Cutting	3/8 Circle	C-6	PSN8661P		
	Gut, Chromic	Absorbable	(4-0)	Mild to Moderate	Reverse Cutting	3/8 Circle	C-6	PSN635C	Slip	
					Reverse Cutting	3/8 Circle	C-17	PSN386C		
					Reverse Cutting	3/8 Circle	C-6	PSN634C		
					Reverse Cutting	3/8 Circle	C-17	PSN385C		
Reverse Cutting					3/8 Circle	C-6	PSN422V	Surgeon's		
Reverse Cutting					3/8 Circle	C-17	PSN386V			
PGA (undyed)	Absorbable	(4-0)	Moderate	Reverse Cutting	3/8 Circle	C-6	PSN422V	Surgeon's		
				Reverse Cutting	3/8 Circle	C-17	PSN386V			
				Reverse Cutting	3/8 Circle	C-6	PSN421V			
Frenectomy	Silk	Non-Absorbable	(4-0)	Moderate	Reverse Cutting	1/2 Circle	C-19	PSN734S	Slip	
					Reverse Cutting	1/2 Circle	C-43	PSN7763S		
					Reverse Cutting	1/2 Circle	C-43	PSN7764S		
	Gut, Chromic	Absorbable	(5-0)		Cutting End Taper	1/2 Circle	D-14	PSN7773C		
					Tapered Point	1/2 Circle	T-28	PSNU202C		
	PGA (undyed)	Absorbable	(4-0)	Moderate	Reverse Cutting	1/2 Circle	C-19	PSN724V	Surgeon's	
					Reverse Cutting	1/2 Circle	C-19	PSN723V		
	Guided Tissue Regeneration	Polyester	Non-Absorbable	(5-0)	Moderate	Premium Reverse	3/8 Circle	C-3	PSNR698L	Surgeon's
				(5-0)		Cutting End Taper	3/8 Circle	D-14	PSN7773L	
		Polypropylene	Non-Absorbable	(5-0)	Moderate	Premium Reverse	3/8 Circle	C-3	PSN8698P	Surgeon's
						Cutting End Taper	3/8 Circle	D-14	PSN7773P	
						Tapered Point	3/8 Circle	T-28	PSN8756P	
					Premium Reverse	3/8 Circle	C-1	PSN8697P		
					Premium Reverse	3/8 Circle	C-3	PSN8695P		
					Premium Reverse	3/8 Circle	C-3	PSN1654C	Slip	
Gut, Chromic		Absorbable	(4-0)	Moderate	Premium Reverse	3/8 Circle	C-3	PSN1654C	Slip	
					Premium Reverse	3/8 Circle	C-3	PSN687C		
					Cutting End Taper	3/8 Circle	D-14	PSN7773C		
					Tapered Point	3/8 Circle	T-28	PSNU202C		
	Premium Reverse				3/8 Circle	C-1	PSN1816C			
	Premium Reverse				3/8 Circle	C-3	PSN494V	Surgeon's		
PGA (undyed)	Absorbable	(4-0)	Moderate	Premium Reverse	3/8 Circle	C-3	PSN494V	Surgeon's		
				Premium Reverse	3/8 Circle	C-3	PSN493V			
				Premium Reverse	3/8 Circle	C-3	PSN492V			

# Perma Sharp® Suture Reference

Procedure	Suggested Materials	Absorbtion	Material Size (U.S.P.)	Tensile Strength	Needle Type	Suggested Needle	Needle Shape	Part Code	Recommended Knot
Tissue Graft (Donor site, for vessel clamping sutures)	Silk	Non-Absorbable	(4-0)	Moderate	Reverse Cutting	1/2 Circle	C-43	PSN7763S	Slip
	Polyester	Non-Absorbable	(5-0)	Moderate	Cutting End Taper	1/2 Circle	D-14	PSN7773L	Slip
	Polypropylene	Non-Absorbable	(5-0)	Moderate	Cutting End Taper	1/2 Circle	D-14	PSN7773P	Surgeon's
Tissue Graft (Recipient site)	Polyester	Non-Absorbable	(5-0)	Moderate	Premium Reverse	1/2 Circle	C-3	PSNR698L	Surgeon's
			(5-0)		Cutting End Taper	1/2 Circle	D-14	PSN7773L	
	Polypropylene	Non-Absorbable	(5-0)	Moderate	Premium Reverse	1/2 Circle	C-3	PSN8698P	Surgeon's
			(3-0)		Reverse Cutting	1/2 Circle	C-4	PSN8245P	
			(5-0)		Cutting End Taper	1/2 Circle	D-14	PSN7773P	
			(5-0)		Tapered Point	1/2 Circle	T-28	PSN8756P	
	Gut, Chromic	Absorbable	(5-0)	Moderate	Premium Reverse	1/2 Circle	C-3	PSN687C	Slip
			(5-0)		Cutting End Taper	1/2 Circle	D-14	PSN7773C	
			(5-0)		Tapered Point	1/2 Circle	T-28	PSNU202C	
	PGA (undyed)	Absorbable	(5-0)	Moderate	Premium Reverse	1/2 Circle	C-3	PSN493V	Surgeon's
Apicoectomy			(5-0)		Reverse Cutting	1/2 Circle	C-4	PSN245V	
	Silk	Non-Absorbable	(4-0)	Moderate	Reverse Cutting	1/2 Circle	C-19	PSN734S	Slip
	Polyester	Non-Absorbable	(5-0)	Moderate	Cutting End Taper	1/2 Circle	D-14	PSN7773L	Surgeon's
	Polypropylene	Non-Absorbable	(5-0)	Moderate	Reverse Cutting	1/2 Circle	C-4	PSN8245P	Surgeon's
			(5-0)		Cutting End Taper	1/2 Circle	D-14	PSN7773P	
	Gut, Chromic	Absorbable	(5-0)	Mild to Moderate	Cutting End Taper	1/2 Circle	D-14	PSN7773C	
	PGA (undyed)	Absorbable	(4-0)	Moderate	Reverse Cutting	1/2 Circle	C-4	PSN244V	Surgeon's
			(4-0)		Reverse Cutting	1/2 Circle	C-19	PSN724V	
			(5-0)		Reverse Cutting	1/2 Circle	C-4	PSN245V	
			(5-0)		Reverse Cutting	1/2 Circle	C-19	PSN723V	
Extractions	Silk	Non-Absorbable	(3-0)	Moderate	Reverse Cutting	3/8 Circle	C-6	PSN7772S	Slip
			(3-0)		Reverse Cutting	3/8 Circle	C-43	PSN7762S	
			(4-0)		Reverse Cutting	3/8 Circle	C-43	PSN7763S	
	Gut, Chromic	Absorbable	(3-0)	Mild to Moderate	Reverse Cutting	3/8 Circle	C-6	PSN636C	Slip
			(4-0)		Reverse Cutting	3/8 Circle	C-6	PSN635C	
	PGA (violet)	Absorbable	(3-0)	Moderate	Reverse Cutting	3/8 Circle	C-6	PSN393V	Surgeon's
	PGA (undyed)	Absorbable	(4-0)		Reverse Cutting	3/8 Circle	C-6	PSN422V	Surgeon's
Biopsy	Polyester	Non-Absorbable	(5-0)	Moderate	Premium Reverse	3/8 Circle	C-3	PSNR698L	Surgeon's
			(5-0)		Cutting End Taper	1/2 Circle	D-14	PSN7773L	
	Gut, Chromic	Absorbable	(4-0)	Mild to Moderate	Premium Reverse	3/8 Circle	C-3	PSN1654C	Slip
			(4-0)		Reverse Cutting	1/2 Circle	C-19	PSN724C	
			(5-0)		Premium Reverse	3/8 Circle	C-3	PSN687C	
			(5-0)		Cutting End Taper	1/2 Circle	D-14	PSN7773C	
			(5-0)		Tapered Point	1/2 Circle	T-28	PSNU202C	
Lacerations	Polypropylene	Non-Absorbable	(4-0)	Moderate	Reverse Cutting	3/8 Circle	C-6	PSN8683P	Surgeon's
			(5-0)		Premium Reverse	3/8 Circle	C-1	PSN8648P	
			(5-0)		Premium Reverse	3/8 Circle	C-3	PSN8698P	
			(5-0)		Reverse Cutting	3/8 Circle	C-17	PSN8385P	
			(6-0)		Premium Reverse	3/8 Circle	C-1	PSN8697P	
			(6-0)		Premium Reverse	3/8 Circle	C-3	PSN8695P	
	Nylon	Non-Absorbable	(5-0)	Moderate	Premium Reverse	3/8 Circle	C-3	PSN698N	Surgeon's
	Gut, Chromic	Absorbable	(5-0)	Mild to Moderate	Premium Reverse	3/8 Circle	C-3	PSN687C	Slip
			(5-0)		Reverse Cutting	3/8 Circle	C-6	PSN634C	
			(5-0)		Reverse Cutting	3/8 Circle	C-17	PSN385C	
			(6-0)		Premium Reverse	3/8 Circle	C-1	PSN1816C	
	PGA (undyed)	Absorbable	(5-0)	Moderate	Premium Reverse	3/8 Circle	C-1	PSN490V	Surgeon's
			(5-0)		Premium Reverse	3/8 Circle	C-3	PSN493V	
			(5-0)		Reverse Cutting	3/8 Circle	C-6	PSN421V	
			(5-0)		Reverse Cutting	3/8 Circle	C-17	PSN385V	
			(6-0)		Premium Reverse	3/8 Circle	C-1	PSN489V	
			(6-0)		Premium Reverse	3/8 Circle	C-3	PSN492V	



[www.hu-friedy.com](http://www.hu-friedy.com)

HF-5656/5M/06-08