

CASE SYNOPSIS

A 29-year-old Caucasian female presented with congenitally missing teeth #6 and 10 with horizontal impaction of tooth #11. Consequently, her upper arch width was constricted and deficient due to the lack of the development and eruption of the permanent teeth. The patient had 'cosmetic' bonding in an effort to create a pleasing outcome, but failed due to the lack of objective instrumentation to help guide the dentist in treatment.

Chu's Aesthetic Gauges, which define ranges of individual tooth size, was used to create the proper individual tooth proportion based upon width once the incisal edge position was established. The maxillary central incisors for this patient were found to be slightly deficient in length. The aesthetic restorative therapy entailed correction of tooth dimensions of all the maxillary anterior teeth through crown lengthening using the gauges as a guide for reconstruction of size and shape with ceramic laminate veneers as well as full crowns on teeth and implants. The centrals were corrected first, then the canines for occlusion, and then the lateral incisors. With Chu's Aesthetic Gauges, predictable and swift diagnosis and correction can be accomplished with a minimum amount of stress and a maximum amount of patient gratification.

PART CODES	DESCRIPTIONS
PROGS	Proportion Gauge (1 Satin Steel Handle, 2 T-Bar Tips, 2 Inline Tips)*
CLGS	Crown Lengthening Gauge (1 Satin Steel Handle, 2 BLPG Tips, 2 Papilla Tips)*
SOUNDGS	Sounding Gauge (Satin Steel Handle)*
SCHUSET	1 Proportion Gauge, 1 Crown Lengthening Gauge, 1 Sounding Gauge, 1 5-Instrument IMS Cassette*
PROCLHDLS	Proportion and Crown Lengthening Gauge Handle (Satin Steel)*

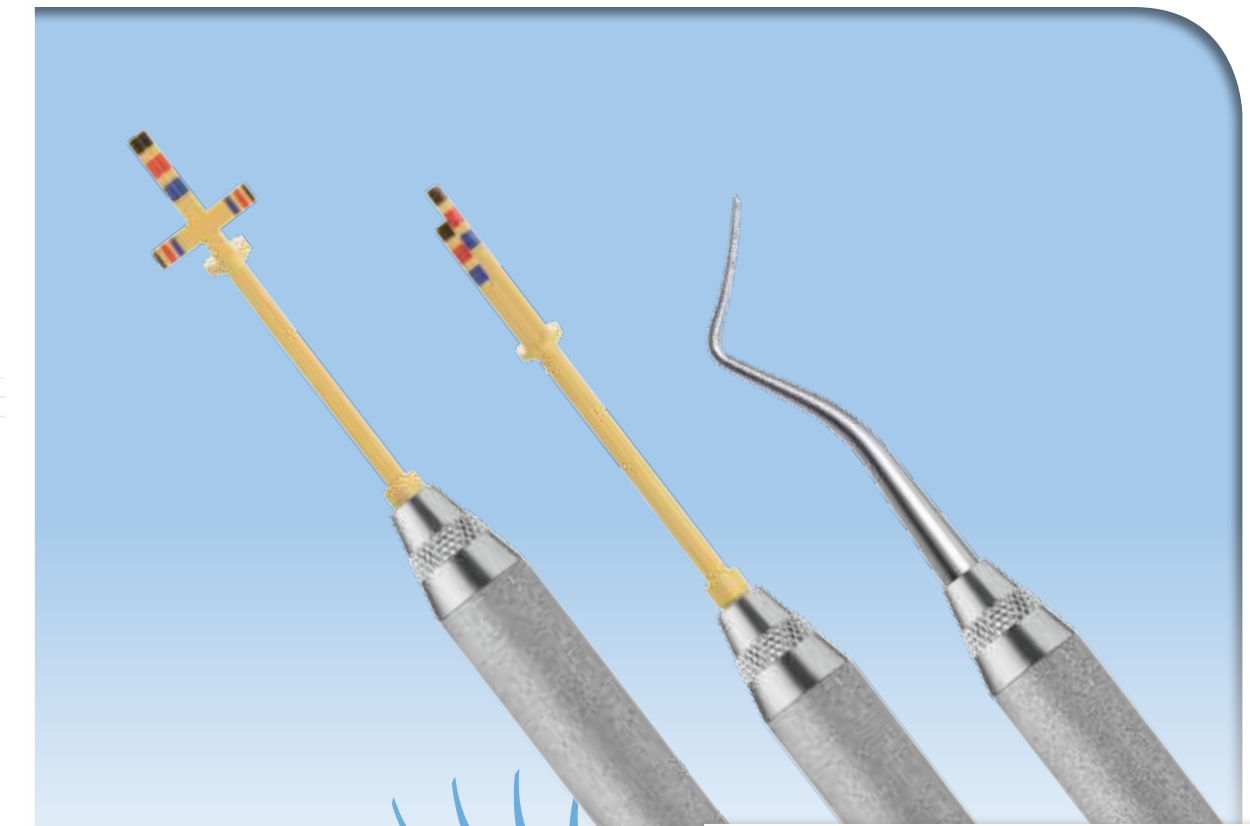

*Also available in Resin Handle: PROG | CLG | SOUNDG | CHUSET | PROCLHDL

TBARREF	T-Bar Tip Refill (3 tips)
INLINEREF	In-Line Refill (3 tips)
BLPGREF	Biological Periogauge (BLPG) Refill (3 tips)
PAPREF	Papilla Refill (3 tips)



Dr. Stephen Chu received his undergraduate degree from Brown University and his Doctor of Dental Medicine degree from the University of Pennsylvania. He obtained his Master's of Science degree in Restorative Dentistry and completed the Certificate Program in Fixed Prosthodontics at the University of Washington, in Seattle. Dr. Chu subsequently became a board-certified dental technician in ceramics and obtained a Master's degree in Dental Technology from the New York University College of Dentistry (NYUCD). He is the former Director of the Continuing Education Program in Advanced Aesthetic Dentistry at NYUCD. He is also presently an Associate Clinical Professor in the Department of Periodontics and Implant Dentistry at New York University College of Dentistry. Dr. Chu has authored two textbooks on color and recently on aesthetic restorative dentistry and has contributed chapters to several others. He has published numerous articles in the dental literature and is on the editorial board of several peer-reviewed journals. He is a worldwide lecturer in aesthetic/cosmetic restorative dentistry and implant dentistry.

To learn more, visit
HU-FRIEDY.COM/ChusGauges



CHU'S AESTHETIC GAUGES™

THE START TO A PERFECT FINISH

The techniques described herein are for illustrative purposes only. The technique(s) actually employed in each case must always depend upon the independent medical judgment of the doctor as to the best mode of treatment for each patient.



THE PROPORTION GAUGE

Precise color-coded measurements

- Provides quick, accurate diagnosis of tooth proportion
- Provides accurate results and reduces chairside adjustment time
- Easy to read – reduces visual fatigue

Common reference guide between clinicians and labs

- Results in effective communication to reduce the incidence of errors, and repeated adjustments

Compatible with IMS® cassettes and can be easily sterilized along with other instruments

- Reduces incidence of cross-infection



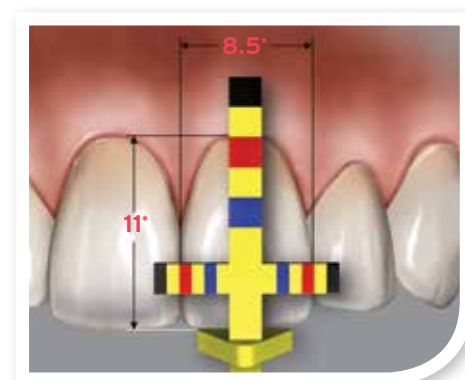
The T-bar tip has a vertical and horizontal arm. This measures length and width at the same time.

T-BAR TIP



The Inline tip has a short and long vertical arm. This helps to measure the length and width, independently, in cases of crowding where the use of the T-bar tip may be difficult.

INLINE TIP



*All numbers are in mm.

THE CROWN LENGTHENING GAUGE

Precise color-coded measurements

- Provides quick, accurate measurements and better results
- Easy to read – reduces visual fatigue

Compatible with IMS cassettes and can be easily sterilized along with other instruments

- Reduces incidence of cross-infection



The BLPG tip has predefined measurements to help achieve the proper mid-facial clinical crown and biologic crown length during a crown lengthening procedure.

BLPG TIP



The Papilla tip has predefined measurements to help establish the correct aesthetic position of the interdental papilla from the incisal edge before the flap is closed and sutured.

PAPILLA TIP

THE SOUNDING GAUGE

Bone sounding made simple and quick

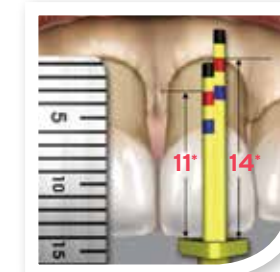
- Sounding tip curvature and sharpness allows easy manipulation and access into deeper areas to analyze the level of the bone crest



The Sounding tip helps determine the sulcus depth, mid-facial osseous crest location and inter-proximal osseous crest location.

SOUNDING TIP

BEFORE



AFTER

*All numbers are in mm.



*All numbers are in mm.